

AIDS IN ETHIOPIA

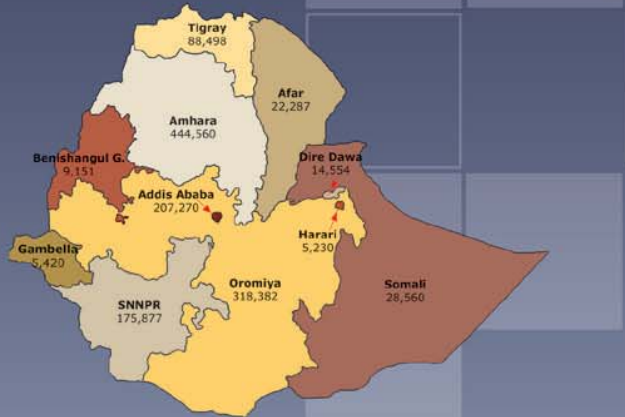
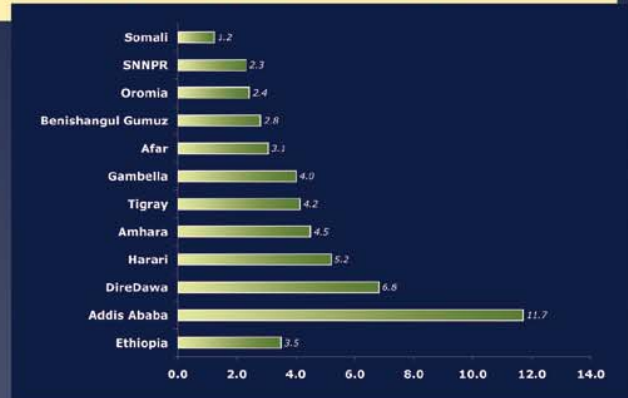
6th Report

MAIN INDICATORS



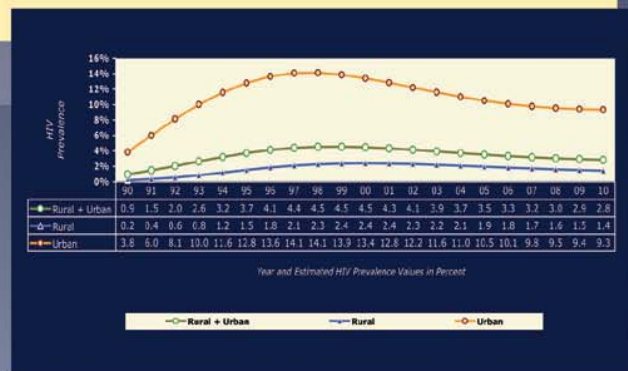
Ethiopia Total = 277,757
ART NEEDS BY REGION, 2005

Regional HIV Prevalence, 2005



Ethiopia Total = 1,319,795
NUMBER OF PEOPLE LIVING WITH HIV BY REGION, 2005

Estimated and Projected HIV Prevalence By Year Adult Population 15-49, Urban, Rural, and Total Ethiopia, 1990-2010



MAJOR HIV INDICATORS, ETHIOPIA, 2005

	National			Tigray	Afar	Amhara	Oromia	Somali	Ben. Gumuz	SNNPR	Gambella	Harari	Addis Ababa	Diredda wa	
	Total	Urban	Rural												
Adult HIV Prevalence (15 - 49 yrs., %)	3.5	10.5	1.9	4.2	3.1	4.5	2.4	1.2	2.8	2.3	4.0	5.2	11.7	6.8	
Adult HIV Incidence (%)	0.26	0.99	0.12	0.38	0.22	0.30	0.17	0.10	0.24	0.18	0.21	0.44	1.40	0.58	
HIV Positive Pregnancies	106,000	46,000	60,000	7,800	1,500	38,000	29,000	2,300	800	16,000	400	300	8,000	1,000	
HIV Positive Births	30,000	13,000	18,000	2,200	500	11,000	9,000	600	200	4,700	100	70	2,000	200	
No. of HIV-pos Persons Needing ART	278,000	143,000	135,000	16,000	4,700	98,000	64,000	5,900	2,000	37,000	1,100	1,200	46,000	3,200	
AIDS Orphans	744,000	360,064	384,000	35,000	10,000	293,000	157,000	22,000	3,000	103,000	1,700	3,000	109,000	7,200	
Total Orphans	4,885,000	811,000	4,075,000	286,000	81,000	1,373,000	1,662,000	227,000	41,000	986,000	13,000	12,000	179,000	25,000	
People Living with HIV	All Ages	1,320,000	686,000	634,000	88,000	22,000	445,000	318,000	29,000	9,200	176,000	5,400	5,200	207,000	15,000
	Children	135,000	61,000	74,000	8,000	2,000	52,000	33,000	3,000	700	20,000	400	400	14,000	1,200
New HIV Infections	All ages	129,000	72,000	57,000	11,000	2,100	40,000	31,000	2,900	1,000	18,000	400	500	21,000	1,400
	Children	30,000	13,000	18,000	2,300	500	11,000	8,500	600	200	4,800	100	70	2,000	200
New AIDS Cases	All Ages	137,000	70,000	68,000	8,000	2,400	49,000	31,000	2,900	800	18,000	500	600	22,000	1,500
	Children	22,000	9,400	12,000	1,500	300	8,100	5,800	500	100	3,300	70	60	2,000	200
AIDS Deaths	All Ages	134,000	69,000	66,000	7,300	2,300	48,000	29,000	2,900	700	18,000	500	600	23,000	1,500
	Children	21,000	9,000	12,000	1,400	300	7,900	5,600	500	100	3,200	70	50	1,800	200

