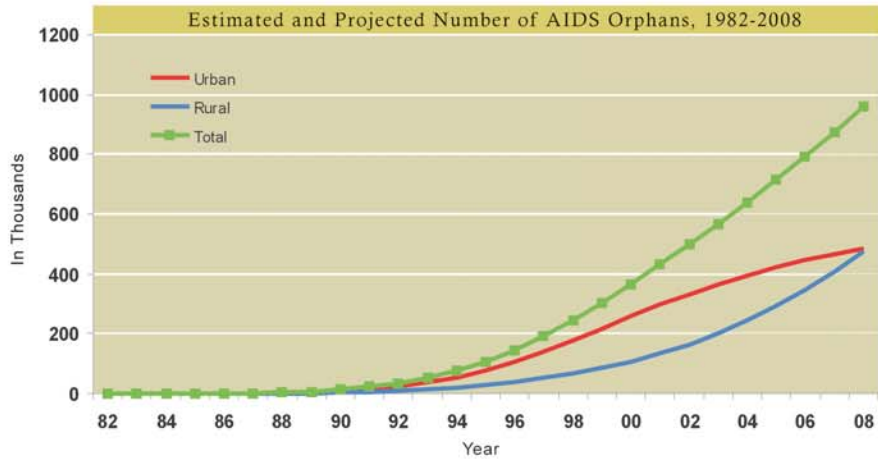
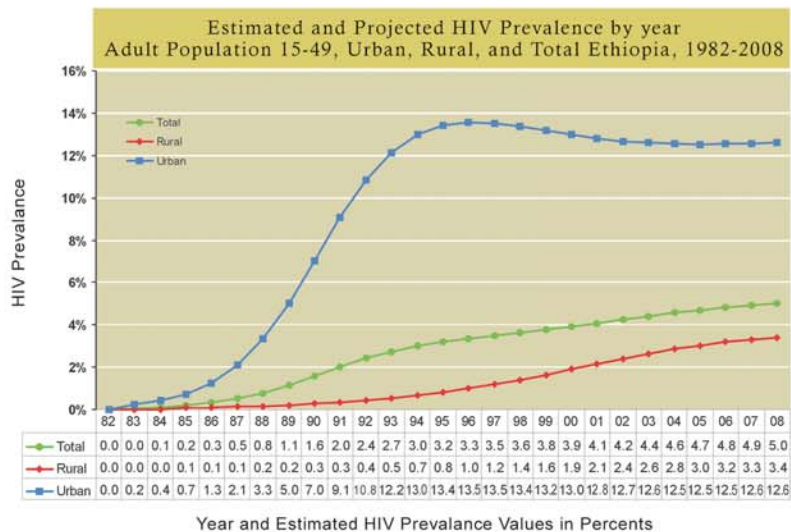


AIDS ORPHANS



HIV PREVALENCE



Year and Estimated HIV Prevalence Values in Percents

FIFTH REPORT

AIDS IN ETHIOPIA

One of the activities of the Ministry of Health (MOH) is producing empirical data on the magnitude and progress of HIV/AIDS in the country. In this respect, the MOH has been publishing a national sentinel surveillance report (NSSR) every two years since 1996 and the fifth report, together with its technical document were produced in 2004. This factsheet presents the main findings of the survey.

The Ministry of Health believes that the quality of the report has continuously improved over the years and that it has become more refined with the improved analytical tools that are being made available. We hope users will find this to be true and that the results prove useful for their work.

AIDS IN ETHIOPIA

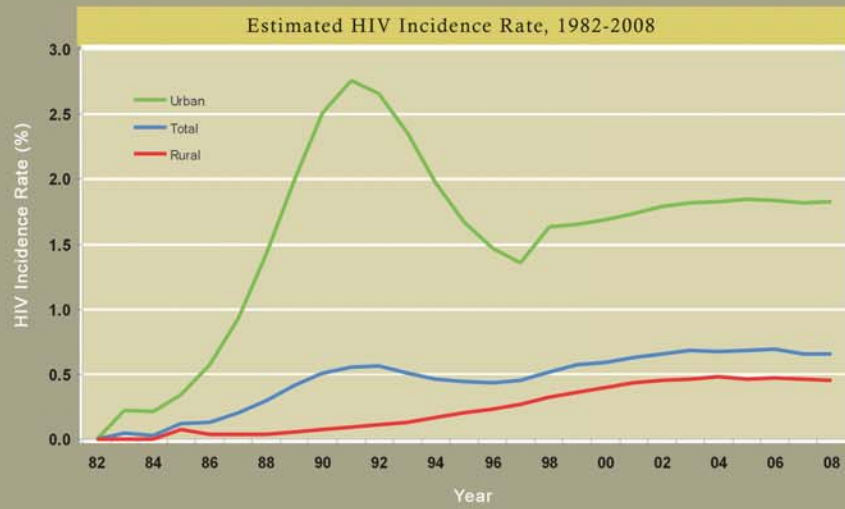
The AIDS in Ethiopia Fifth Report and its accompanying technical document were produced with technical and financial support from the U.S. Department of Health and Human Services, Centres for Disease Control and Prevention (HHS/CDC) office in Ethiopia.



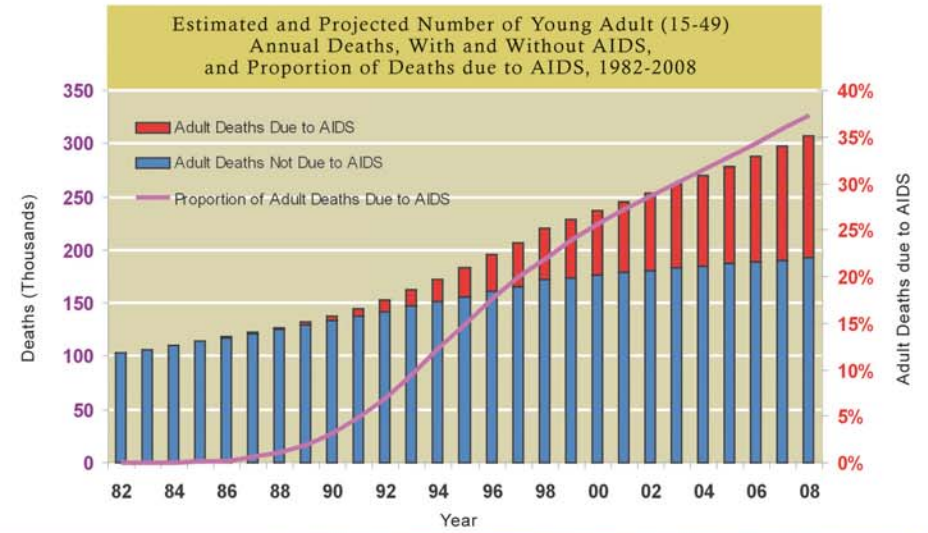
Factsheet

Ministry of Health
Disease Prevention and Control Department
Addis Ababa
Ethiopia
P.O. Box 1234
Tel: ++251-1- 517011/ 159682/ 503835

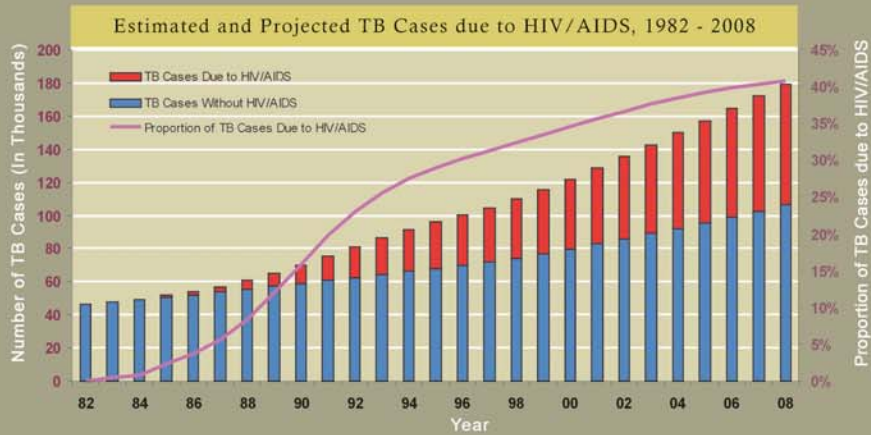
INCIDENCE RATE



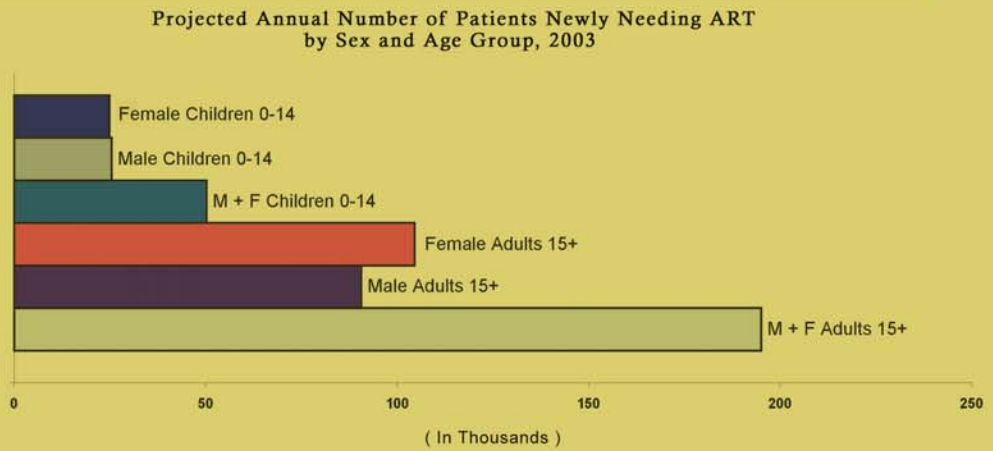
ANNUAL DEATHS



TB CASES



ART NEEDS



MAJOR HIV INDICATORS

Ethiopia 2003

ALL AGES	N A T I O N A L				TIGRAY	AFAR	AMHARA	OROMIYA	SOMALI	BENISHA NGUL GUMUZ	SNNPR	GAMBELLA	HARARI	ADDIS ABABA	DIRE DAWA
	TOTAL	URBAN	RURAL												
Adult prevalence (%)															
Total	4.4	12.6	2.6	4.4	2.5	6.1	2.9	2.5	2.5	3.0	2.8	3.9	8.0	14.6	8.7
Female	5.0	14.0	3.0	5.0	3.9	6.9	3.3	2.9	2.9	3.4	3.1	4.4	9.1	15.9	10.0
Male	3.8	11.1	2.3	3.9	1.9	5.3	2.5	2.2	2.2	2.6	2.4	3.4	7.0	13.1	7.5
Urban Areas	12.6			12.5	16.7	15.6	10.3	10.3	10.3	12.0	9.2	14.8	11.3		10.9
Rural Areas	2.6			2.6	1.0	4.9	1.7	0.9	0.9	2.0	2.1	1.4	1.1		1.2
HIV-pos population															
Total	1,475,000	724,000	751,000	87,000	16,000	528,000	330,000	50,000	9,000	184,000	4,700	7,100	241,000	16,200	
Males	658,000	323,000	335,000	39,000	7,700	256,000	147,000	22,000	4,000	82,000	2,100	3,200	107,000	7,200	
Females	817,000	401,000	416,000	48,000	8,500	292,000	183,000	28,000	5,000	102,000	2,600	3,900	134,000	9,000	
HIV-pos pregnant women	128,000	50,000	78,000	8,200	1,100	51,000	33,000	4,300	4,300	800	19,000	300	400	9,000	1,100
Annual HIV-pos births	35,000	14,000	21,000	2,200	300	14,000	9,000	1,200	1,200	200	5,100	90	100	2,600	300
New HIV infections															
Total	231,000	95,000	137,000	13,000	2,200	88,000	56,000	7,200	1,400	31,000	700	1,000	28,000	2,200	
Males	107,000	43,000	64,000	6,200	1,100	41,000	26,000	3,300	600	14,000	300	400	13,000	1,000	
Females	124,000	51,000	73,000	7,200	1,100	47,000	30,000	3,900	700	17,000	400	500	15,000	1,200	
Adult HIV incidence (%)	0.68	1.82	0.46	0.65	0.29	1.02	0.46	0.33	0.33	0.43	0.44	0.51	1.16	1.99	1.25
New AIDS cases															
Total	123,000	70,000	53,000	7,400	1,400	41,000	27,000	4,500	4,500	700	14,000	400	700	24,000	1,500
Males	58,000	32,000	26,000	3,500	700	20,000	13,000	2,100	300	7,000	200	200	11,000	700	
Females	65,000	38,000	27,000	3,900	700	21,000	14,000	2,400	2,400	400	7,400	200	400	13,000	800
Annual AIDS deaths															
Total	115,000	68,000	46,000	6,800	1,300	38,000	25,000	4,300	4,300	700	13,000	400	700	24,000	1,500
Males	54,000	32,000	23,000	3,200	600	18,000	12,000	2,000	300	6,200	200	300	11,000	700	
Females	61,000	37,000	23,000	3,600	700	20,000	13,000	2,300	2,300	400	6,700	200	400	13,000	800
Annual population increase	1,963,000	364,000	1,599,000	111,000	30,000	480,000	734,000	114,000	15,000	400,000	4,800	4,400	58,000	11,000	
No. newly needing ART	245,000	140,000	105,000	15,000	2,800	83,000	54,000	9,000	1,500	29,000	800	1,300	47,000	3,000	
CHILDREN (0-14 yrs)															
HIV population															
Total	98,000	46,000	50,000	6,100	900	36,000	25,000	3,600	600	13,000	300	400	9,300	900	
Males	48,000	23,000	25,000	3,100	500	18,000	12,000	1,900	300	6,600	100	200	4,700	500	
Females	48,000	23,000	25,000	3,100	400	18,000	12,000	1,700	300	6,500	100	200	4,600	500	
New HIV infections															
Total	35,000	14,000	21,000	2,200	300	14,000	9,000	1,200	200	5,100	300	400	2,600	300	
Males	18,000	6,900	11,000	1,100	200	7,000	4,500	600	100	2,600	100	50	1,300	200	
Females	17,000	6,700	10,000	1,100	200	7,000	4,400	600	100	2,500	100	40	1,300	200	
New AIDS cases															
Total	25,000	12,000	13,000	1,600	200	9,500	6,500	900	200	3,500	300	70	2,400	200	
Males	13,000	6,000	6,700	800	100	4,800	3,300	500	80	1,800	100	30	1,200	100	
Females	12,000	5,900	6,600	800	100	4,700	3,200	400	80	1,800	100	30	1,200	100	
Annual AIDS deaths															
Total	25,000	12,000	13,000	1,600	200	9,300	6,300	900	200	3,400	300	70	2,300	200	
Males	12,000	5,900	6,500	800	100	4,700	3,200	500	100	1,800	100	30	1,200	100	
Females	12,000	5,800	6,400	800	100	4,600	3,100	400	100	1,700	100	30	1,200	100	
No. newly needing ART	50,000	24,000	27,000	3,200	500	19,000	13,000	1,800	300	6,900	100	200	4,800	500	
ORPHANS (0-17 yrs)															
Maternal orphans															
AIDS	372,000	245,000	126,000	22,000	3,800	122,000	99,000	17,000	2,100	44,000	1,200	2,300	55,000	4,800	
Non-AIDS	1,825,000	186,000	1,639,000	108,000	39,000	456,000	659,000	105,000	17,000	398,000	5,000	4,100	27,000	7,500	
Total	2,196,000	431,000	1,765,000	129,000	42,000	577,000	759,000	122,000	19,000	441,000	6,100	6,400	82,000	12,000	
Paternal orphans															
AIDS	341,000	219,000	122,000	21,000	3,200	115,000	91,000	13,000	2,000	41,000	900	2,000	48,000	4,200	
Non-AIDS	2,691,000	267,000	2,324,000	157,000	40,000	673,000	950,000	113,000	24,000	565,000	7,000	5,500	45,000	11,000	
Total	2,992,000	486,000	2,446,000	178,000	44,000	788,000	1,041,000	125,000	26,000	606,000	8,000	7,400	94,000	15,000	
Dual orphans															
AIDS	174,000	121,000	53,000	11,000	1,800	58,000	46,000	6,800	1,000	22,000	500	1,100	24,000	2,700	
Non-AIDS	401,000	31,000	371,000	21,000	9,100	78,000	156,000	21,000	4,200	104,000	1,000	900	3,700	1,500	
Total	575,000	151,000	423,000	32,000	11,000	136,000	202,000	28,000	5,200	127,000	1,800	2,000	27,000	4,200	
Total orphans	4,554,000	765,000	3,788,000	276,000	75,000	1,229,000	1,598,000	219,000	40,000	921,000	13,000	12,000	148,000	23,000	
Total AIDS orphans	539,000	343,000	195,000	32,000	5,200	179,000	145,000	23,000	3,000	62,000	1,800	3,100	79,000	6,400	